

LGV PART NUMBERS

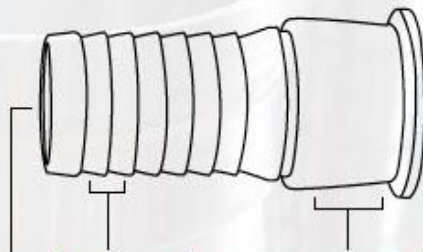
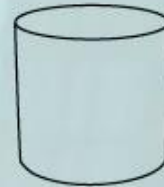
Fittings



Ferrules



Sleeves

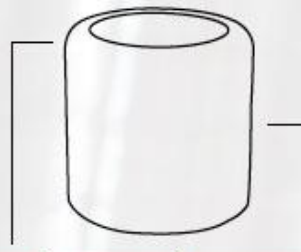


200

ID OF
HOSE/OD
OF SHANK

STCME

TYPE OF END &
ASSEMBLY TYPE



200

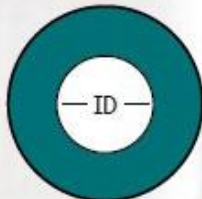
ID OF
HOSE/OD
OF SHANK

220

ID OF
FERRULE/
SLEEVE

SFIE

TYPE OF FERRULE/
SLEEVE & ASSEMBLY
TYPE



INNER DIAMETER OF THE HOSE (ID)

This dimension will help determine the size of the hose shank that must be used.



OUTER DIAMETER OF THE HOSE (OD)

This dimension will help determine the size of the ferrule or sleeve that must be used.

For example, if the OD of the hose is 2.642, then the size of ferrule/ sleeve that should be used is:

- Internal Expansion: 200-221SFIE (2.656 ID)
- Crimp Ferrule: 200-222SCF (2.686 ID)
- Crimp Sleeve: 200-222SCS (2.686 ID)

Quick Note: When the OD of the hose is determined, match it with the closest ID of a ferrule.

- For internal expansion, add 1/32's more to choose the correct ferrule to use on the hose with the shank inside.
- For crimp, add 2/32's more to choose the correct ferrule or sleeve to use on the hose with the shank inside.